

# Mobile or Non Mobile Wooden Sitter Base

## ASSEMBLY MANUAL

Model# 77XXXXXX

Revision 06/12/14

UMSTB06-14LIT

### Helpful Tools



large phillips screwdriver

crescent wrench



### Casters & Brackets



### Bracket Hardware

- > 8 Caster Bolts
- > 8 Caster Lock Nuts

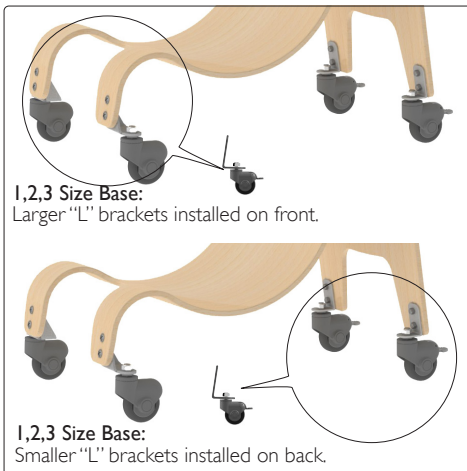


### Non Mobile Hardware Kit

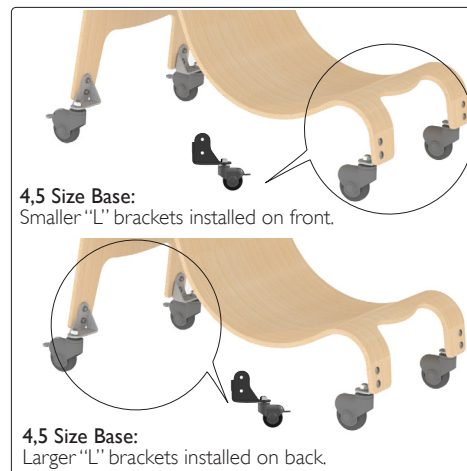
- > 4 Glides
- > 4 Lock washers
- > 4 Nuts



### 01 size 1,2,3



### 02 size 4,5

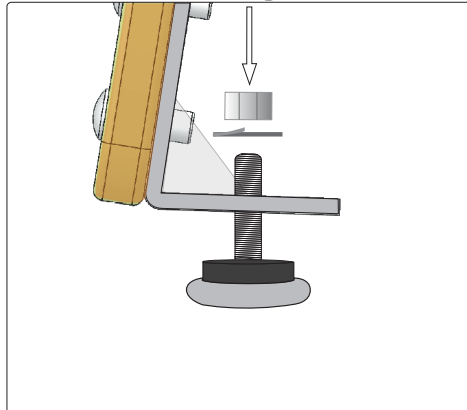


### install: all brackets x4



**03** Be sure casters w/break are installed toward rear of base. This increases base strength. Maintain tight screws.

### non mobile only x4



**04** Feed Non mobile glide up through base bracket. Install lock washers then nut. Note: Maintain tight screws.